

36-1707: Monoclonal Antibody to CD147 / EMMPRIN / Neurothelin(Clone : BSG/963)

Clonality :	Monoclonal
Clone Name :	BSG/963
Application :	IHC
Reactivity :	Human
Gene :	BSG
Gene ID :	682
Uniprot ID :	P35613
Format :	Purified
Alternative Name :	BSG,UNQ6505/PRO21383
Isotype :	Mouse IgG1, kappa
Immunogen Information :	Recombinant human BSG protein

Description

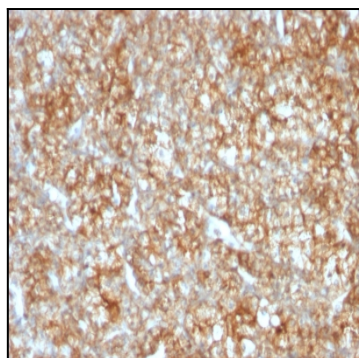
This MAbs recognizes extracellular epitope of human CD147. It is expressed more intensely on thymocytes than on mature peripheral blood T cells. CD147 is important in spermatogenesis, embryo implantation, neural network formation, and tumor progression. It stimulates the production of interstitial collagenase, gelatinase A, stromelysin-1 and various metalloproteinases (MMPs) by fibroblasts. These enzymes are important factors in cancer invasion and metastasis.

Product Info

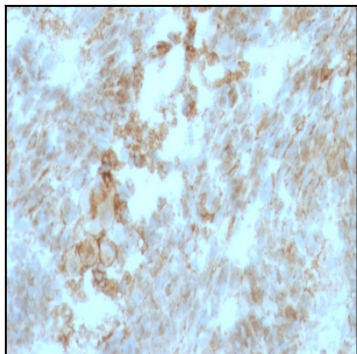
Amount :	100 µg
Purification :	Affinity Chromatography
Content :	100 µg in 500 µl PBS containing 0.05% BSA and 0.05% sodium azide. Sodium azide is highly toxic.
Storage condition :	Store the antibody at 4°C; stable for 6 months. For long-term storage; store at -20°C. Avoid repeated freeze and thaw cycles.

Application Note

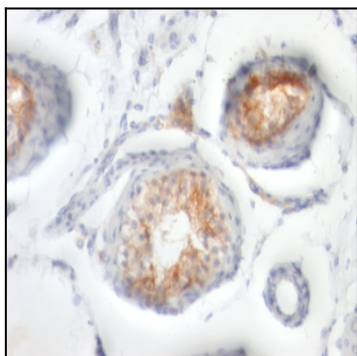
Immunohistochemistry (Formalin-fixed) (1-2µg/ml for 30 minutes at RT)(Staining of formalin-fixed tissues requires heating tissue sections in 10mM Tris with 1mM EDTA, pH 9.0, for 45 min at 95°C followed by cooling at RT for 20 minutes);



Formalin-fixed, paraffin-embedded human Renal Cell Carcinoma stained with CD147 Monoclonal Antibody (BSG/963).



Formalin-fixed, paraffin-embedded human Colon Carcinoma stained with CD147 Monoclonal Antibody (BSG/963).



Formalin-fixed, paraffin-embedded human Testicular Carcinoma stained with CD147 Monoclonal Antibody (BSG/963).