

36-1462: Monoclonal Antibody to MUC3 (Mucin 3)(Clone : MUC3/1154)

Clonality :	Monoclonal
Clone Name :	MUC3/1154
Application :	FACS,IF,IHC
Reactivity :	Human
Gene :	MUC3A
Gene ID :	4584
Uniprot ID :	Q02505
Format :	Purified
Alternative Name :	MUC3A, MUC3
Isotype :	Mouse IgG2a, kappa
Immunogen Information :	A synthetic peptide of 35 amino acids, SIB35 (C-HSTPSFTSSITTTETTSHTSPSFTSSITTTETTS), which contains two of the MUC3 tandem repeats, coupled to KLH.

Description

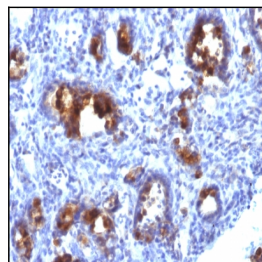
It recognizes a protein of HMW, identified as mucin 3 glycoprotein (MUC3). This MAb shows no cross-reaction with human milk fat globule membranes, MUC1, or MUC2. The Mucins are a family of highly glycosylated, secreted proteins with a basic structure consisting of a variable number of tandem repeats (VNTRs) encoded by 60 base pairs (Mucin 1), 69 base pairs (Mucin 2) and 51 base pairs (Mucin 3). The number of repeats is highly polymorphic and varies among different alleles. Mucin 1 proteins are expressed as type I membrane proteins in addition to secreted forms. Mucin 1 is aberrantly expressed in epithelial tumors including breast carcinomas. Mucin 2 coats the epithelia of the intestines and airways and is associated with colonic tumors. Mucin 3 is a major component of various mucus gels and is broadly expressed in normal and tumor cells.

Product Info

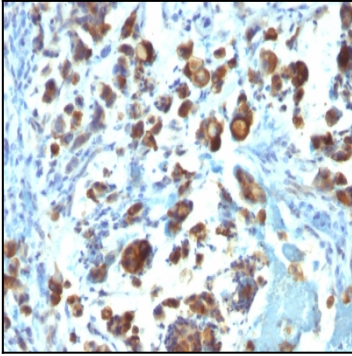
Amount :	100 µg
Purification :	Affinity Chromatography
Content :	100 µg in 500 µl PBS containing 0.05% BSA and 0.05% sodium azide. Sodium azide is highly toxic.
Storage condition :	Store the antibody at 4°C; stable for 6 months. For long-term storage; store at -20°C. Avoid repeated freeze and thaw cycles.

Application Note

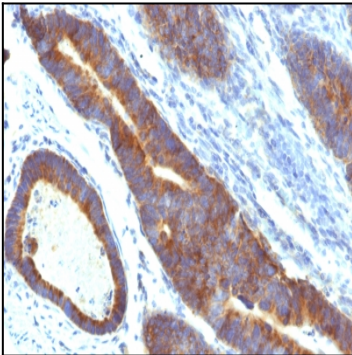
Flow Cytometry (1-2ug/million cells); Immunofluorescence (1-2ug/ml); Immunohistochemistry (Formalin-fixed) (1-2ug/ml for 30 minutes at RT)(Staining of formalin-fixed tissues requires heating tissue sections in 10mM Tris with 1mM EDTA, pH 9.0, for 45 min at 95°C followed by cooling at RT for 20 minutes)



Formalin-fixed, paraffin-embedded human Gastric Carcinoma stained with MUC3 Monoclonal Antibody (MUC3/1154).



Formalin-fixed, paraffin-embedded human Gastric Carcinoma stained with MUC3 Monoclonal Antibody (MUC3/1154).



Formalin-fixed, paraffin-embedded human Colon Carcinoma stained with MUC3 Monoclonal Antibody (MUC3/1154).