

36-1640: Monoclonal Antibody to Bcl-2 (Apoptosis & Follicular Lymphoma Marker)(Clone : SPM117)

Clonality :	Monoclonal
Clone Name :	SPM117
Application :	FACS,IF,WB,IHC
Reactivity :	Human
Gene :	BCL2
Gene ID :	596
Uniprot ID :	P10415
Format :	Purified
Alternative Name :	BCL2
Isotype :	Mouse IgG1, kappa
Immunogen Information :	A synthetic peptide, aa41-54 (GAAPAGIFSSQPG-Cys) of human Bcl-2 protein.

Description

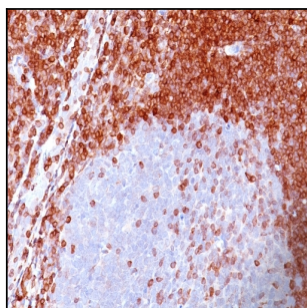
This antibody recognizes a protein of 25-26kDa, identified as the bcl-2 α oncoprotein. It shows no cross-reaction with Bcl-x or Bax protein. Expression of bcl-2 α oncoprotein inhibits the programmed cell death (apoptosis). In most follicular lymphomas, neoplastic germinal centers express high levels of bcl-2 α protein, whereas the normal or hyperplastic germinal centers are negative. Consequently, this antibody is valuable when distinguishing between reactive and neoplastic follicular proliferation in lymph node biopsies. It may also be used in distinguishing between those follicular lymphomas that express bcl-2 protein and the small number in which the neoplastic cells are bcl-2 negative.

Product Info

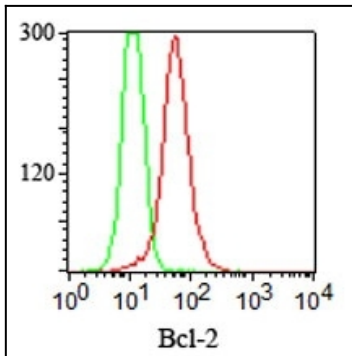
Amount :	100 μ g
Purification :	Affinity Chromatography
Content :	100 μ g in 500 μ l PBS containing 0.05% BSA and 0.05% sodium azide. Sodium azide is highly toxic.
Storage condition :	Store the antibody at 4°C; stable for 6 months. For long-term storage; store at -20°C. Avoid repeated freeze and thaw cycles.

Application Note

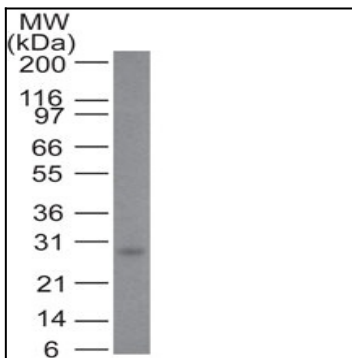
Flow Cytometry (1-2ug/million cells); Immunofluorescence (1-2ug/ml); Western Blot (1-2ug/ml); ,Immunohistochemistry (Formalin-fixed) (1-2ug/ml for 30 minutes at RT),(Staining of formalin-fixed tissues requires heating tissue sections in 10mM Tris with 1mM EDTA, pH 9.0, for 45 min at 95 °C followed by cooling at RT for 20 minutes),



Formalin-fixed, paraffin-embedded human Non-Hodgkin's Lymphoma stained with Bcl-2 Ab (SPM117).



Flow Cytometry of Jurkat cells using Bcl-2 Ab (SPM117) (red) and isotype control (green).



Western Blot of Bcl-2 in human Skin using Bcl-2 Ab (SPM117).