

36-11098: Monoclonal Antibody to Nuclear Antigen (Pan-Nuclear Marker)(Clone : NM106)

Clonality :	Monoclonal
Clone Name :	NM106
Application :	FACS,IF,IHC
Reactivity :	Human, Mouse, Rat
Format :	Purified
Isotype :	Mouse IgG1, kappa
Immunogen Information :	Nuclei of HL60 cells

Description

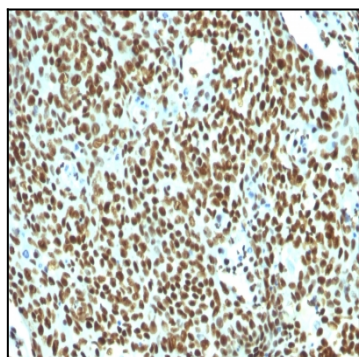
This MAb is an excellent marker for all nuclei in cells in tissues. It is a part of a new panel of reagents, which recognizes subcellular organelles or compartments of cells. These markers may be useful in identification of these organelles in cells, tissues, and biochemical preparations. This MAb recognizes an antigen associated with the nuclei in all cells. It can be used to stain the nuclei in cell or tissue preparations and can be used as a nuclear marker in subcellular fractions. It produces a speckled pattern in normal and malignant cells and may be used to stain the nuclei of cells in fixed or frozen tissue sections. It can also be used with paraformaldehyde fixed frozen tissue or cell preparations.

Product Info

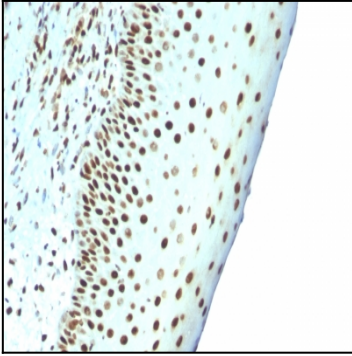
Amount :	100 µg
Purification :	Affinity Chromatography
Content :	100 µg in 500 µl PBS containing 0.05% BSA and 0.05% sodium azide. Sodium azide is highly toxic.
Storage condition :	Store the antibody at 4°C; stable for 6 months. For long-term storage; store at -20°C. Avoid repeated freeze and thaw cycles.

Application Note

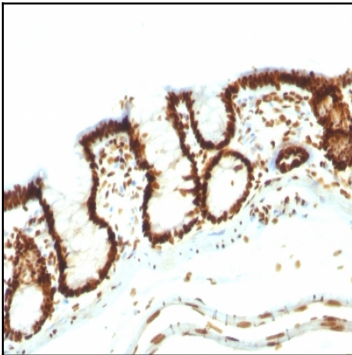
Flow Cytometry (1-2ug/million cells); Immunofluorescence (1-2ug/ml); ,Immunohistochemistry (Formalin-fixed) (1-2ug/ml for 30 minutes at RT),(Staining of formalin-fixed tissues requires heating tissue sections in 10mM Tris with 1mM EDTA, pH 9.0, for 45 min at 95 °C followed by cooling at RT for 20 minutes),



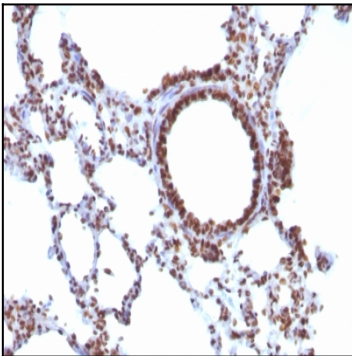
Formalin-fixed, paraffin-embedded human Tonsil stained with Pan-Nuclear Ag Monoclonal Antibody (NM106).



Formalin-fixed, paraffin-embedded human Tonsil stained with Pan-Nuclear Ag Monoclonal Antibody (NM106).



Formalin-fixed, paraffin-embedded Rat Colon stained with Pan-Nuclear Ag Monoclonal Antibody (NM106).



Formalin-fixed, paraffin-embedded Rat Lung stained with Pan-Nuclear Ag Monoclonal Antibody (NM106).