

10-7519: Monoclonal Antibody to Gastric Mucin (Clone: 45M1)

Clonality :	Monoclonal
Clone Name :	45M1
Application :	IHC,FACS
Reactivity :	Human
Gene :	MUC5AC
Gene ID :	4586
Uniprot ID :	P98088
Format :	Purified
Alternative Name :	MUC5AC,MUC5
Isotype :	Mouse IgG1 Kappa
Immunogen Information :	MUC5AC isolated from the fluid of an ovarian mucinous cyst from an O Le(a-b-) patient was used as immunogen to generate the MUC5AC antibody.

Description

MUC5AC (gastric mucin) belongs to the gel-forming mucin family of glycoproteins, the major components of the protective mucus layer on the mucosal surfaces of epithelial tissues. Mucus protects the tissue surface from mechanical damage, stabilizes the luminal microenvironment, and traps pathogens including bacteria and viruses for mucociliary clearance.

Product Info

Amount :	100 µg
Purification :	Protein G Chromatography
Content :	25 µg in 50 µl/100 µg in 200 µl PBS containing 0.05% BSA and 0.05% sodium azide. Sodium azide is highly toxic.
Storage condition :	Store the antibody at 4°C; stable for 6 months. For long-term storage; store at -20°C. Avoid repeated freeze and thaw cycles.

Application Note

Immunohistochemical analysis: 1:500-1:800; Flowcytometry analysis: 1-2 µg/10⁶ cells

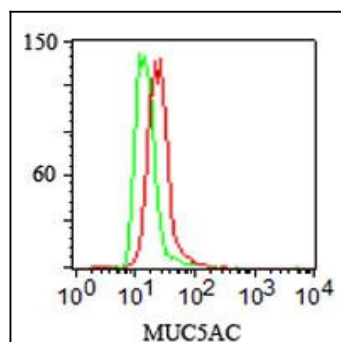


Fig: 1 Intracellular flow cytometric analysis of Gastric Mucin on A549 using 1 µg/10⁶ cells of MUC5AC (Clone: 45M1).

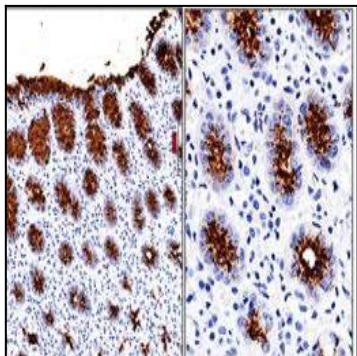


Fig: 2 Immunohistochemical analysis of Gastric Mucin in human stomach using Gastric Mucin antibody (Clone: 45M1) at 1:500 dilution.

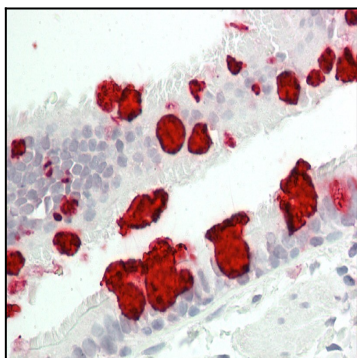


Fig: 3 Immunohistochemical analysis of Gastric Mucin in human Lung, Respiratory Epithelium using Gastric Mucin antibody (Clone: 45M1) at 10 µg/ml.